

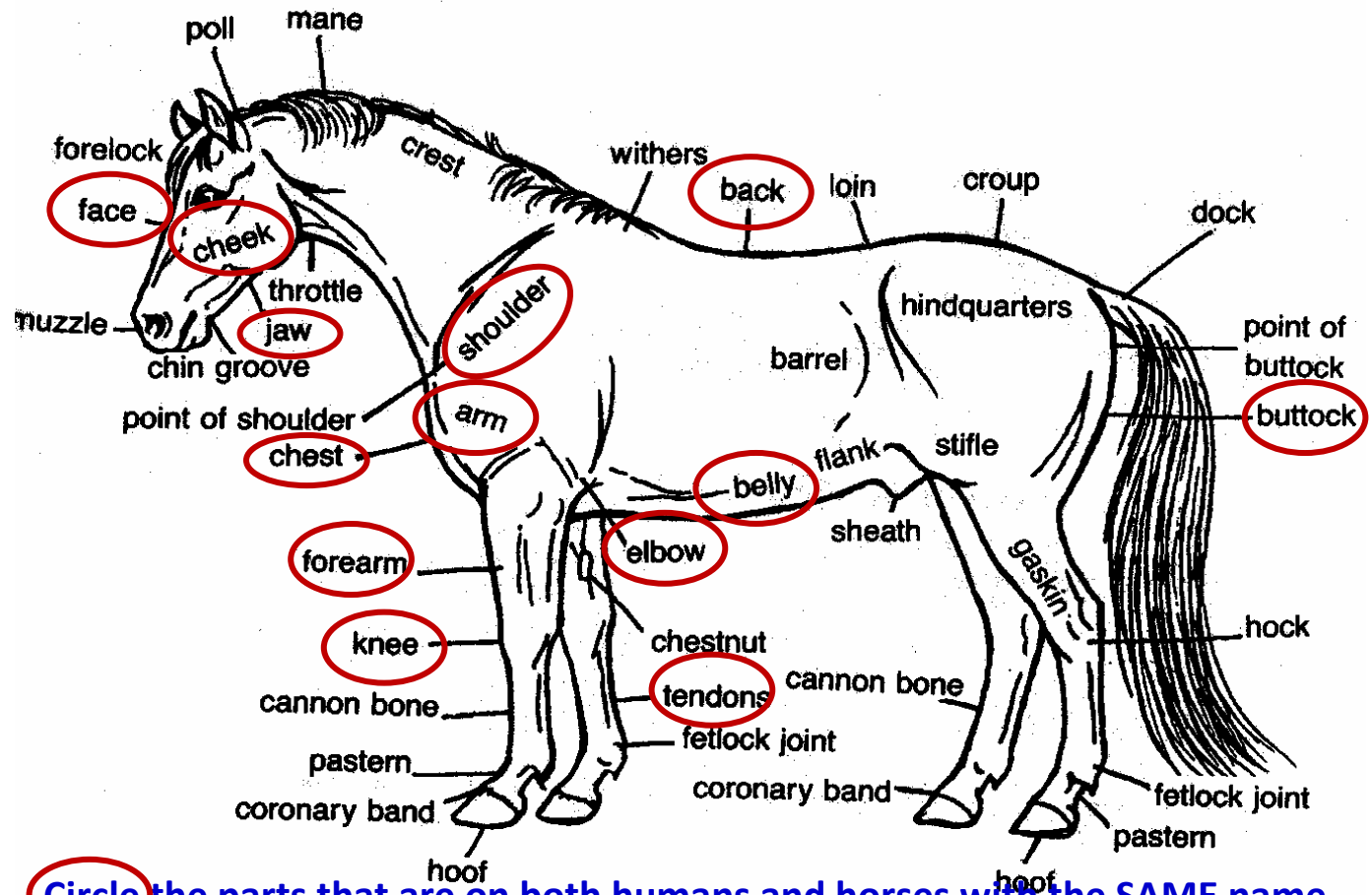
Name: TEACHER COPY

# Body Parts We Both Have

Date: \_\_\_\_\_

Write the SAME NAME parts

Face	Cheek
Arm	Elbow
Jaw	Shoulder
Tendons	Belly
Chest	Forearm
Buttock	Back
Knee	



Circle the parts that are on both humans and horses with the SAME name.

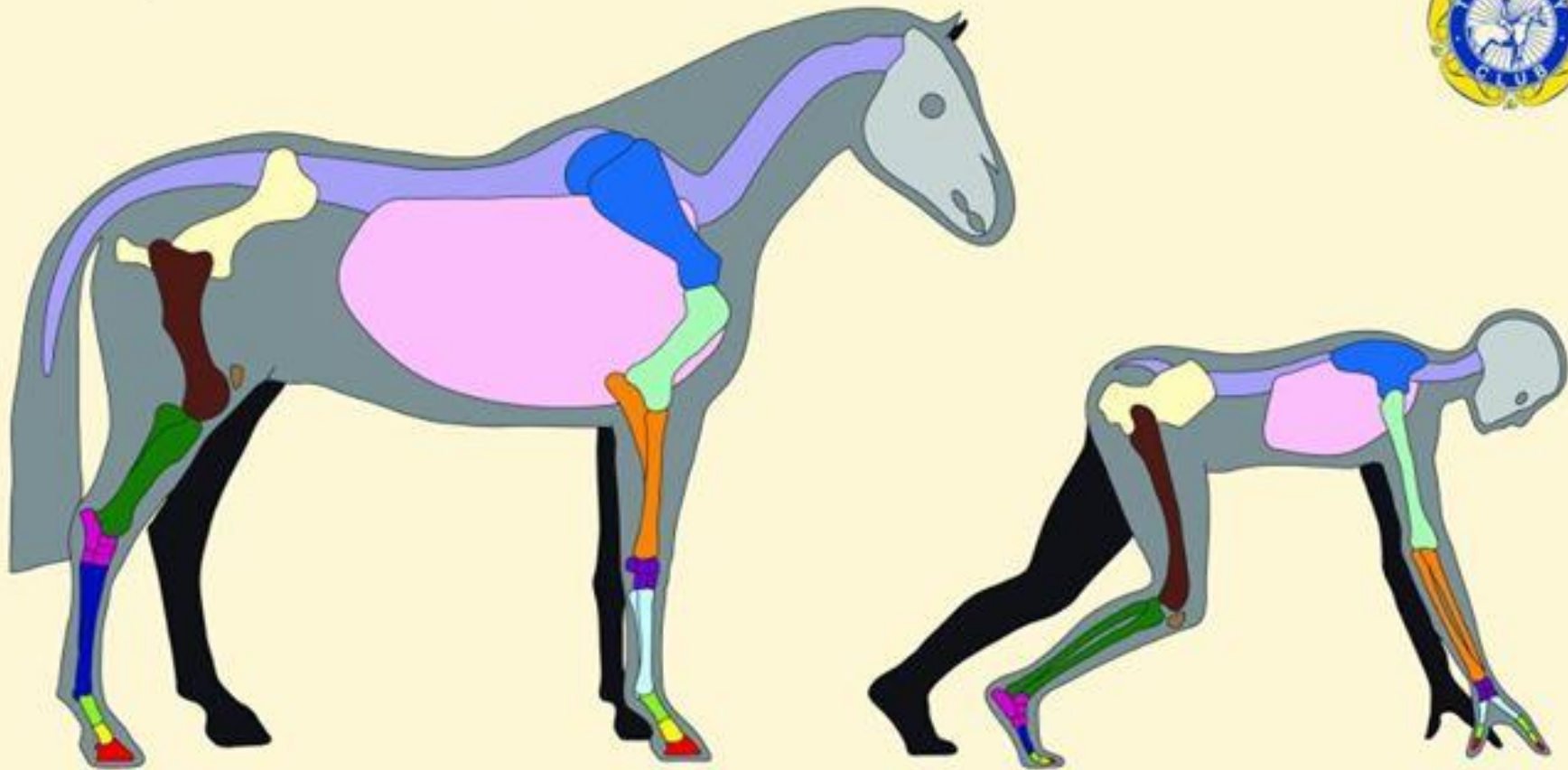
Write the parts both humans and horses have with DIFFERENT Names

HORSE	HUMAN	HORSE	HUMAN
Forelock	Bangs	Hoof	Foot
Muzzle	Nose	Chestnut	Callus
Throttle	Throat	Barrel	Waist
Knee	Wrist	Mane	Hair
Hock	Ankle	Poll	Top of head

**Discuss with class** *(graphic designed by The Pony Club, UK)*

# Horse and Human Common Parts

## A Comparison of Bone Structures

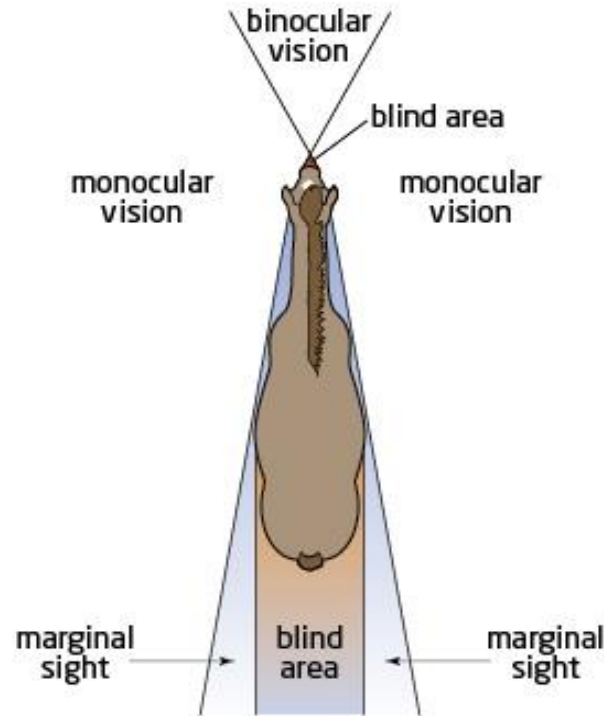


	Ankle	Femur	Tibia and Fibula	Fingers / Toes	Fingers / Toes	Fingers / Toes	Humerus	Metacarpal bones	Metatarsal bones	Patella	Pelvis	Radius and Ulna	Ribcage	Scapula	Skull	Spine	Wrist
<b>HUMAN</b>	[Pink]	[Brown]	[Green]	[Light Green]	[Yellow]	[Red]	[Light Blue]	[Light Blue]	[Dark Blue]	[Brown]	[Yellow]	[Orange]	[Pink]	[Blue]	[Grey]	[Purple]	[Purple]
<b>HORSE</b>	Hock	Femur	Tibia and Fibula	Long pastern bone	Short pastern bone	Pedal bone	Humerus	Cannon bone	Hind cannon bone	Patella	Pelvis	Radius and Ulna	Ribcage	Scapula	Skull	Spine	Knee

# Your Horse's Line of Sight

*How many Blind Spots  
does a horse have? **\_2\_***

*Draw arrows to the  
horse's **BLIND SPOTS** →*



*How many blind spots  
does a Human have? **\_1\_***

What **YOU** See



What your **HORSE** can see



**USPC Rating Requirements:** D3- Describe location of eyes and how this affects the mount's vision.